

Zirkonzahn®

Human Zirconium Technology



PRETTAU® 2 ZIRCONIA – MADE BY CAD/CAM

“Perfection through perseverance” Enrico Steger

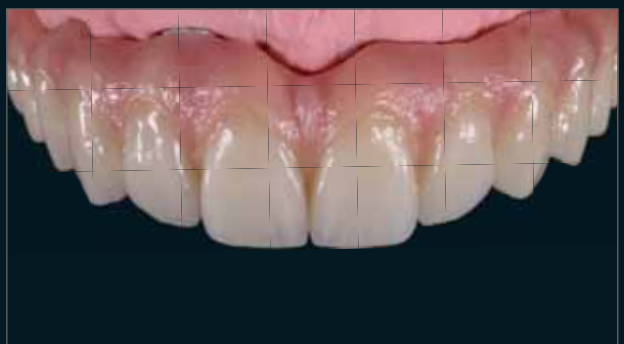
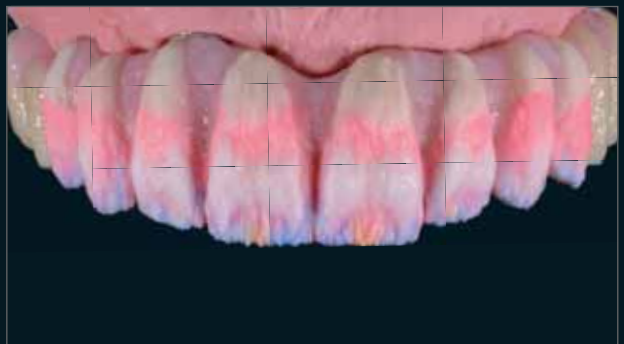
PRETTAU® BRIDGE MADE OF PRETTAU® 2 ZIRCONIA WITH ANODISED TITANIUM BASES

Natural appearance, stability, wearing comfort and excellent biocompatibility – if professionally designed, zirconia meets all requirements for high-quality and durable restorations. However, not all zirconia types are the same. The materials differ particularly in terms of translucency and strength. Depending on the indication, the best combination of properties should be selected. In addition to the aesthetic features, the level of flexural strength is key for the fabrication of a full arch restoration from a functional point of view. In the present patient case, the decision was made to use the new Prettau® 2 zirconia. This material combines extraordinary flexural strength with excellent translucency. Before the final realisation of the Prettau® Bridge made from Prettau® 2 zirconia, a resin prototype was fabricated from Multistratum® Flexible based on master models and digital 3D data of the patient. The temporary was then worn by the patient for several months. By digitising the temporary with the S900 ARTI scanner, it was possible to take changes resulting from the wearing time into account when designing the final restoration. The Prettau® Bridge was designed on the basis of the cut-back profile of the “Heroes Collection” virtual tooth library and milled in the M1 Wet Heavy Metal milling unit. The restoration was then manually coloured with the new Colour Liquids, layered with ICE Zirkon Ceramics and characterised by applying stains. For stabilisation, the Prettau® 2 structure was bonded with golden anodised titanium bases before inserting it in the patient’s mouth.



100% FUNCTION AND AESTHETICS

DT Federico Presicci – Education Center Brunico, South Tyrol



NEW! PRETTAU® 2

- Particularly highly translucent zirconia with an excellent flexural strength
- No limitations! Especially suitable for full arch restorations (full anatomical or reduced for ceramic veneering), but also for single crowns, inlays, onlays, veneers, bars and multi-unit bridges
- No ceramic chipping (thanks to the fully anatomical design), no abrasion of the antagonist
- Can be characterised individually for each patient with Colour Liquids Prettau® 2 Aquarell, ICE Zirkon Ceramics and ICE Zirkon 3D Stains by Enrico Steger
- Available in a polychromatic version, with natural colour transition (Prettau® 2 Dispersive®)




HUMAN ZIRCONIUM TECHNOLOGY

Zirkonzahn Worldwide – Tel +39 0474 066 680 – info@zirkonzahn.com – www.zirkonzahn.com

PRETTAU®

T1



COLOUR
LIQUID

PRETTAU® 2

T2



DISPERSIVE®

PRETTAU® 3

T3



DISPERSIVE®

PRETTAU® 4
ANTERIOR®

T4



DISPERSIVE®



WEAA5499=